

Write your name here

Surname

Other names

**Pearson Edexcel
International GCSE**

Centre Number

| | | | | |
|--|--|--|--|--|
| | | | | |
|--|--|--|--|--|

Candidate Number

| | | | |
|--|--|--|--|
| | | | |
|--|--|--|--|

Chemistry

Unit: 4CH0

Paper: 2CR

Wednesday 15 June 2016 – Afternoon

Time: 1 hour

Paper Reference

4CH0/2CR

You must have:

Ruler
Calculator

Total Marks

| |
|--|
| |
|--|

Instructions

- Use **black** ink or ball-point pen.
- **Fill in the boxes** at the top of this page with your name, centre number and candidate number.
- Answer **all** questions.
- Answer the questions in the spaces provided – *there may be more space than you need.*
- Show all the steps in any calculations and state the units.
- Some questions must be answered with a cross in a box ☒. If you change your mind about an answer, put a line through the box ☒ and then mark your new answer with a cross ☒.

Information

- The total mark for this paper is 60.
- The marks for **each** question are shown in brackets – *use this as a guide as to how much time to spend on each question.*

Advice

- Read each question carefully before you start to answer it.
- Write your answers neatly and in good English.
- Try to answer every question.
- Check your answers if you have time at the end.

Turn over ►

P45944A

©2016 Pearson Education Ltd.

1/1/1/1/

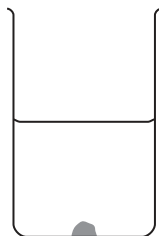


PEARSON

Answer ALL questions.

- 1 Hydrated copper(II) sulfate is a soluble blue solid. A large crystal of this solid is placed at the bottom of a beaker of water.

The diagram shows the beaker immediately after placing the crystal in it, and after two days.



after placing the crystal



after two days

- (a) After two days, the crystal becomes smaller and the liquid near the bottom of the beaker becomes blue.

Which statement explains these observations?

(1)

- A the crystal dissolves
- B the crystal freezes
- C the crystal melts
- D the crystal sublimates

- (b) After two weeks, the crystal has disappeared.

Which statement best describes the appearance of the liquid in the beaker after two weeks?

(1)

- A it is all blue
- B it is all brown
- C only the lower part is blue
- D only the upper part is blue

- (c) The formula of the compound in the crystal is $\text{CuSO}_4 \cdot 5\text{H}_2\text{O}$

(i) How many different elements are shown in the formula?

(1)

(ii) How many atoms are shown in the formula?

(1)

(Total for Question 1 = 4 marks)



2 Iron is a metal with many uses. One problem with using iron is that it rusts.

(a) Name two substances needed for iron to rust.

(2)

..... and

(b) State the name of the main compound present in rust.

(1)

(c) The table shows three methods used to protect iron from rusting.

Choose three of the objects from the box to complete the table.
You may choose an object only once.

(3)

| | | |
|---------------|----------|----------------|
| bicycle chain | bucket | car body |
| car engine | food can | railway bridge |

| Method | Example of use |
|-------------|----------------|
| galvanising | |
| oiling | |
| painting | |



DO NOT WRITE IN THIS AREA

DO NOT WRITE IN THIS AREA

DO NOT WRITE IN THIS AREA

(d) An iron object is coated with zinc to protect it from rusting. This protection continues even if the zinc coating becomes scratched.

Explain how the zinc coating protects iron from rusting.

(2)

.....

.....

.....

.....

.....

.....

.....

(Total for Question 2 = 8 marks)



3 This question is about some gases present in air.

(a) Which is the most common gas in dry air?

(1)

- A argon
- B carbon dioxide
- C nitrogen
- D oxygen

(b) Which gas makes up about 1 % of dry air?

(1)

- A argon
- B carbon dioxide
- C nitrogen
- D oxygen

(c) A piece of copper is heated in air.

State the formula and colour of the compound formed.

(2)

formula.....

colour.....

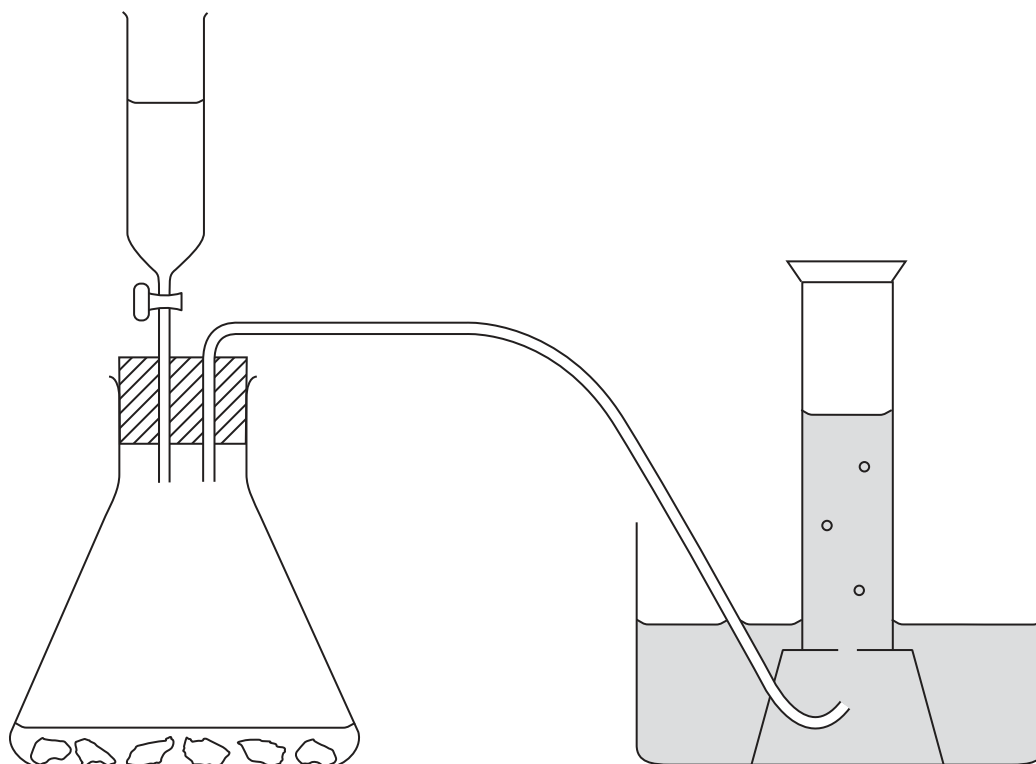


DO NOT WRITE IN THIS AREA

DO NOT WRITE IN THIS AREA

DO NOT WRITE IN THIS AREA

(d) The diagram shows apparatus that can be used to prepare carbon dioxide in the laboratory.



(i) The liquid in the tap funnel is (1)

- A calcium chloride solution
- B concentrated sulfuric acid
- C dilute hydrochloric acid
- D hydrogen peroxide solution

(ii) The solid in the conical flask is (1)

- A calcium carbonate
- B calcium sulfate
- C copper(II) oxide
- D manganese(IV) oxide

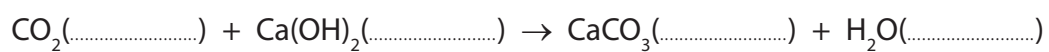
(iii) The diagram shows the gas being collected over water. Suggest another way to collect the gas. (1)



(e) Limewater can be used in a test for carbon dioxide.

- (i) Complete this equation, by inserting state symbols, for the reaction used to test for carbon dioxide.

(1)



- (ii) State the observation made in this test.

(1)

(Total for Question 3 = 9 marks)



DO NOT WRITE IN THIS AREA

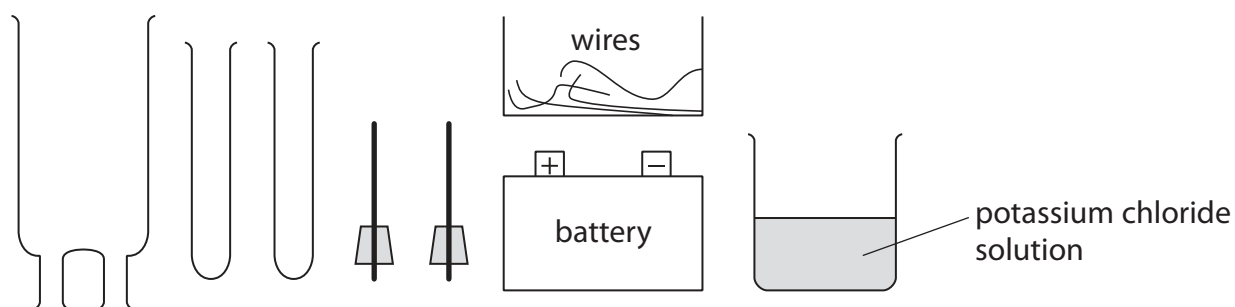
DO NOT WRITE IN THIS AREA

DO NOT WRITE IN THIS AREA

BLANK PAGE




4 A student investigates electrolysis using this apparatus.



(a) The student electrolyses KCl(aq) and collects samples of any gases formed.

Complete the following diagram to show how to assemble the apparatus.
Label the diagram to show the potassium chloride solution.

(3)



(b) The table shows the half-equation for the reaction at one electrode.

Complete the table to show the half-equation for the reaction at the other electrode
and the polarity (+ or -) of each electrode.

(2)

| Polarity | Equation |
|----------|---|
| | $2\text{H}_2\text{O} + 2\text{e}^- \rightarrow \text{H}_2 + 2\text{OH}^-$ |
| | |



(c) Describe a test to show that the gas collected is hydrogen.

(1)

.....

.....

(Total for Question 4 = 6 marks)

DO NOT WRITE IN THIS AREA

DO NOT WRITE IN THIS AREA

DO NOT WRITE IN THIS AREA



5 Potassium and lithium are Group 1 metals that exist as isotopes.

(a) (i) Complete the table of information about two isotopes of potassium.

(3)

| Atomic number | Mass number | Number of protons | Number of neutrons |
|---------------|-------------|-------------------|--------------------|
| 19 | 39 | | |
| | | 19 | 22 |

(ii) A sample of lithium has this percentage composition by mass.

$${}^6\text{Li} = 7.4\% \quad {}^7\text{Li} = 92.6\%$$

Use this information to calculate the relative atomic mass of lithium.
Give your answer to one decimal place.

(2)

relative atomic mass of lithium =

(b) A reaction occurs when a small piece of potassium is added to water in a trough.

State two observations that could be made during the reaction.

(2)

1

2

(c) A few drops of phenolphthalein are added to the liquid in the trough at the end of the reaction. A colour change occurs.

(i) State the final colour of the liquid in the trough.

(1)

(ii) Give the formula of the ion formed during the reaction that causes this colour change.

(1)



DO NOT WRITE IN THIS AREA

DO NOT WRITE IN THIS AREA

DO NOT WRITE IN THIS AREA

(d) The electronic configurations of lithium and potassium are

Li 2,1 K 2,8,8,1

Explain why potassium is more reactive than lithium.

(2)

.....

.....

.....

.....

.....

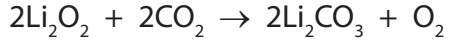
.....

(Total for Question 5 = 11 marks)



6 Lithium hydroxide (LiOH) and lithium peroxide (Li₂O₂) have been used in spacecraft to remove the carbon dioxide astronauts breathe out.

The equations for the reactions with carbon dioxide are



(a) Explain, with reference to these equations, two advantages of using lithium peroxide, rather than lithium hydroxide, to remove carbon dioxide from the air in a spacecraft. (2)

.....

.....

.....

.....

.....

.....



(b) (i) Calculate the mass of lithium hydroxide needed to react with 100 g of carbon dioxide.

[M_r of LiOH = 24]

(3)

mass of lithium hydroxide = g

(ii) Calculate the volume of carbon dioxide, at room temperature and pressure, removed by 100 g of lithium peroxide.

[M_r of Li_2O_2 = 46]

Assume that one mole of gas has a volume of 24 000 cm^3 at rtp.

(3)

volume of carbon dioxide = cm^3

(Total for Question 6 = 8 marks)



7 This question is about the laboratory preparation of salts.

(a) A student writes this plan for preparing a sample of hydrated magnesium sulfate crystals.

- step 1 Pour about 100 cm³ of dilute nitric acid into a 250 cm³ beaker.
- step 2 Add a solution of magnesium carbonate to the acid until there is no more effervescence.
- step 3 Heat the solution until all of the water has boiled off.

This plan will not succeed because there is one mistake in each step.

Identify the mistake in each of the steps.

(3)

step 1

.....

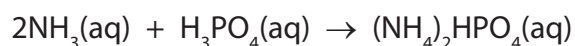
step 2

.....

step 3

.....

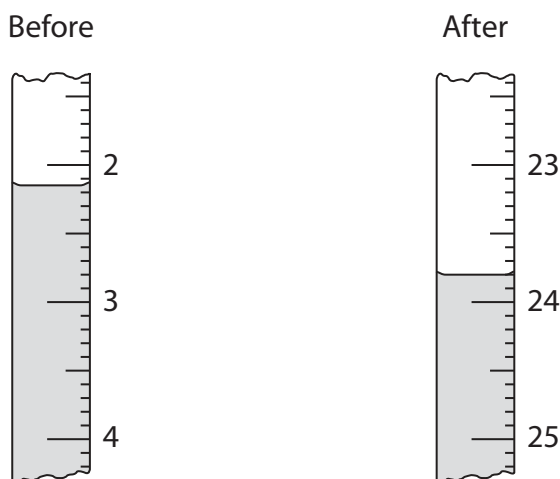
(b) Another student uses the following plan to prepare a sample of ammonium hydrogenphosphate, formed in this reaction between aqueous ammonia and dilute phosphoric acid



- use a pipette to transfer 25.0 cm³ of phosphoric acid to a conical flask
- add 3 drops of indicator
- use a burette to add aqueous ammonia until the indicator just changes colour permanently



- (i) The diagram shows the burette readings in one experiment before and after adding aqueous ammonia.



Use the readings to complete the table, entering all values to the nearest 0.05 cm³. (3)

| | |
|--|--|
| burette reading in cm ³ after adding aqueous ammonia | |
| burette reading in cm ³ before adding aqueous ammonia | |
| volume in cm ³ of aqueous ammonia added | |

- (ii) In another titration, the student made a mistake. After he filled the burette, he noticed that the space between the tap of the burette and the tip contained air. After adding the aqueous ammonia, he noticed that it now contained liquid.

Explain how, if at all, this mistake affects the calculated volume of aqueous ammonia added.

(2)

.....

.....

.....

.....



(c) He repeats the experiment until he obtains concordant results.

The table shows the results.

| | | | | |
|--|-------|-------|-------|-------|
| burette reading in cm^3 after adding ammonia | 27.95 | 28.05 | 28.00 | 26.75 |
| burette reading in cm^3 before adding ammonia | 0.80 | 1.60 | 1.20 | 0.50 |
| volume in cm^3 of aqueous ammonia added | 27.15 | 26.45 | 26.80 | 26.25 |
| concordant results (✓) | | | | |

Concordant results are those volumes that differ from each other by 0.20 cm^3 or less.

(i) Identify the concordant results by placing ticks (✓) in the table where appropriate. (1)

(ii) Use the concordant results to calculate the average (mean) volume of aqueous ammonia added. (2)

average volume of aqueous ammonia = cm^3



DO NOT WRITE IN THIS AREA

DO NOT WRITE IN THIS AREA

DO NOT WRITE IN THIS AREA

(d) The student then mixed the volumes of aqueous ammonia and phosphoric acid found in the titration.

Describe how to use the method of crystallisation to obtain a pure dry sample of the salt from this mixture.

(3)

.....

.....

.....

.....

.....

.....

.....

.....

.....

.....

(Total for Question 7 = 14 marks)

TOTAL FOR PAPER = 60 MARKS



DO NOT WRITE IN THIS AREA

DO NOT WRITE IN THIS AREA

DO NOT WRITE IN THIS AREA

BLANK PAGE

Every effort has been made to contact copyright holders to obtain their permission for the use of copyright material. Pearson Education Ltd. will, if notified, be happy to rectify any errors or omissions and include any such rectifications in future editions.

